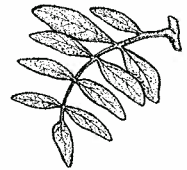
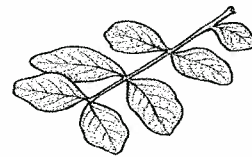






SECTION 8 -- BROADLEAF-OPPOSITE-
COMPOUND-PINNATE




Acacia baileyana		Bailey Acacia
Acer negundo		California Box Elder
Fraxinus americana 'Autumn Purple'		Autumn Purple White Ash
Fraxinus angustifolia oxycarpa 'Raywood'		Raywood Ash
Fraxinus latifolia		Oregon Ash
Fraxinus velutina 'Modesto'		Modesto Ash







COMPOUND PINNATE

COMMON	NOT SEEN
RARE BUT FOUND	NOT RECOMMENDED

Bailey Acacia		<i>Acacia baileyana</i>	
BROADLEAF	OPPOSITE	COMPOUND	PINNATE EVERGREEN
<p> Average Height: 20' - 30' Average Canopy: 20' - 40' Shape: Broad rounded Leaf: Soft blue-green Flowers: Small yellow in February Fruit/Seed: 3" X ½" Pod with 5 - 7 brown, oval seeds Bark: Greenish, smooth Other Characteristics: Common as multi-stem, bluish-gray leaves </p>			
			
			

California Box Elder		BROADLEAF	
OPPOSITE		In the Maple family, but with compound leaves and winged maple like seeds. Has soft wood that commonly has decay.	
COMPOUND		Other Characteristics: In the Maple family, but with compound leaves and winged maple like seeds. Has soft wood that commonly has decay.	
PINNATE		<p>Average Height: 40' – 60'</p> <p>Average Canopy: 40' – 60'</p> <p>Shape: Broad rounded</p> <p>Leaf: Yellow in fall</p> <p>Flowers: Inconspicuous</p> <p>Fruit/Seed: Double Samara</p> <p>Bark: Flakey</p>	
<i>Acer negundo</i>		  	

Autumn Purple White Ash		<i>Fraxinus americana</i> 'Autumn Purple'	
BROADLEAF	OPPOSITE	COMPOUND	PINNATE DECIDUOUS
<div>Average Height: 80'</div> <div>Average Canopy: 50'</div> <div>Shape: Broad rounded</div> <div>Leaf: Purple-bronze in fall</div> <div>Flowers: Inconspicuous</div> <div>Fruit/Seed: Seedless</div> <div>Bark: Smooth gray turning furrowed with age</div> <div>Other Characteristics: Long lasting fall color with no seed mess</div>			
			
			
			

Oregon Ash		<i>Fraxinus latifolia</i>	
BROADLEAF	OPPOSITE	COMPOUND	PINNATE DECIDUOUS
<p>Average Height: 40' – 80'</p> <p>Average Canopy: 30' – 50'</p> <p>Shape: Irregular</p> <p>Leaf: Yellow</p> <p>Flowers: Inconspicuous</p> <p>Fruit/Seed: Female: yes Male: no</p> <p>Bark: Smooth tan, dar and furrowed with age</p> <p>Other Characteristics: Usually only found as a native in a stream zone.</p>			
			
			

Modesto Ash		<i>Fraxinus velutina</i> 'Modesto'	
BROADLEAF	OPPOSITE	COMPOUND	PINNATE DECIDUOUS
<p>Average Height: 50'</p> <p>Average Canopy: 30'</p> <p>Shape: Vase</p> <p>Leaf: Yellow in fall</p> <p>Flowers: Inconspicuous</p> <p>Fruit/Seed: Seedless</p> <p>Bark: Tight gray ridges and furrows</p> <p>Other Characteristics: Usually has mistletoe and commonly topped (poor pruning practice), with heart rot and included bark...problem tree</p>			
