









SECTION 11 -- PALM-PINNATE





<i>Butia capitata</i>		Pindo Palm
<i>Phoenix canariensis</i>		Canary Island Date Palm
<i>Phoenix dactylifera</i>		Date Palm
<i>Syagrus romanzoffianum</i>		Queen Palm



PALM PINNATE

COMMON	NOT SEEN
RARE BUT FOUND	NOT RECOMMENDED

Pindo Palm		<i>Butia capitata</i>	
PALM	PINNATE	FEATHER	
<div>    </div> <p> Average Height: 10' – 20' Average Canopy: 10' – 15' Shape: Spray head Leaf: 5' – 7' Arching feather fronds Flowers: Creamy inflorescence Fruit/Seed: Red/orange, not edible Bark: Usually a lot of leaf stubs Other Characteristics: Lots of seeds </p>			

Date Palm		<i>Phoenix dactylifera</i>	
PALM	PINNATE	FEATHER	
<div>     </div> <p> Average Height: 80' </p> <p> Average Canopy: 20' – 40' </p> <p> Shape: Spray head </p> <p> Leaf: 10' – 20' Gray-green fronds </p> <p> Flowers: Female: seeds </p> <p> Fruit/Seed: 1 ½" Edible dates </p> <p> Bark: Chunky steps from old leaf scars </p> <p> Other Characteristics: May or may not sucker from base and growing as a clump </p>			

Queen Palm		<i>Syagrus romanzoffiana</i>	
PALM	PINNATE	FEATHER	
<p> Average Height: 50' Average Canopy: 20' – 25' Shape: Spray head Leaf: 8' – 12' Long Flowers: Creamy Fruit/Seed: Orange dates for birds Bark: Smooth gray with large leaf scars Other Characteristics: Soft fronds, no thorny spikes at base of leaves </p>			
