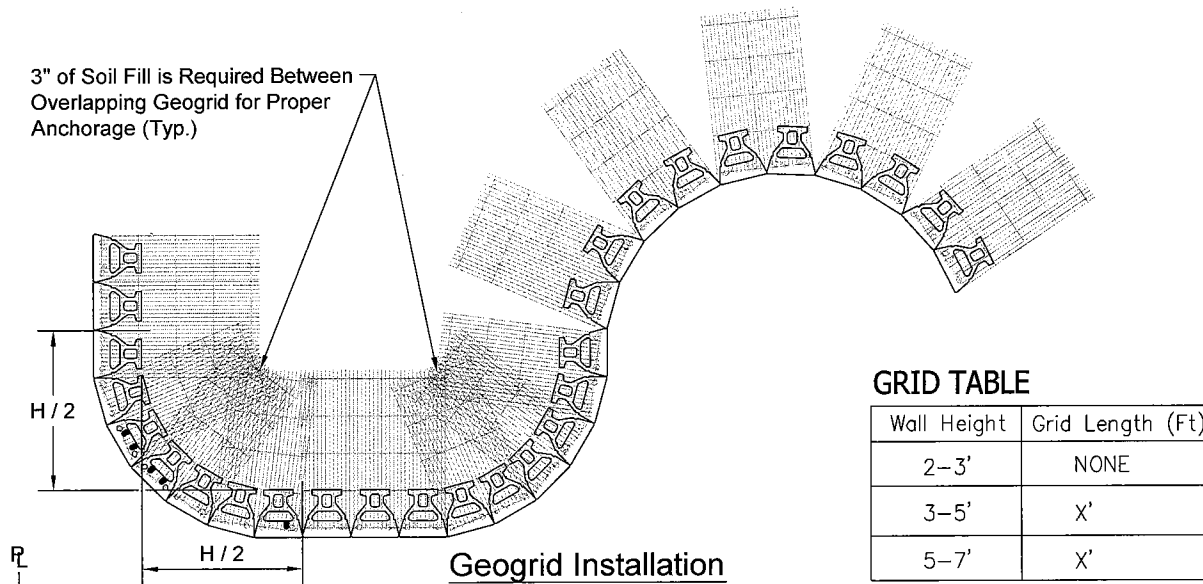


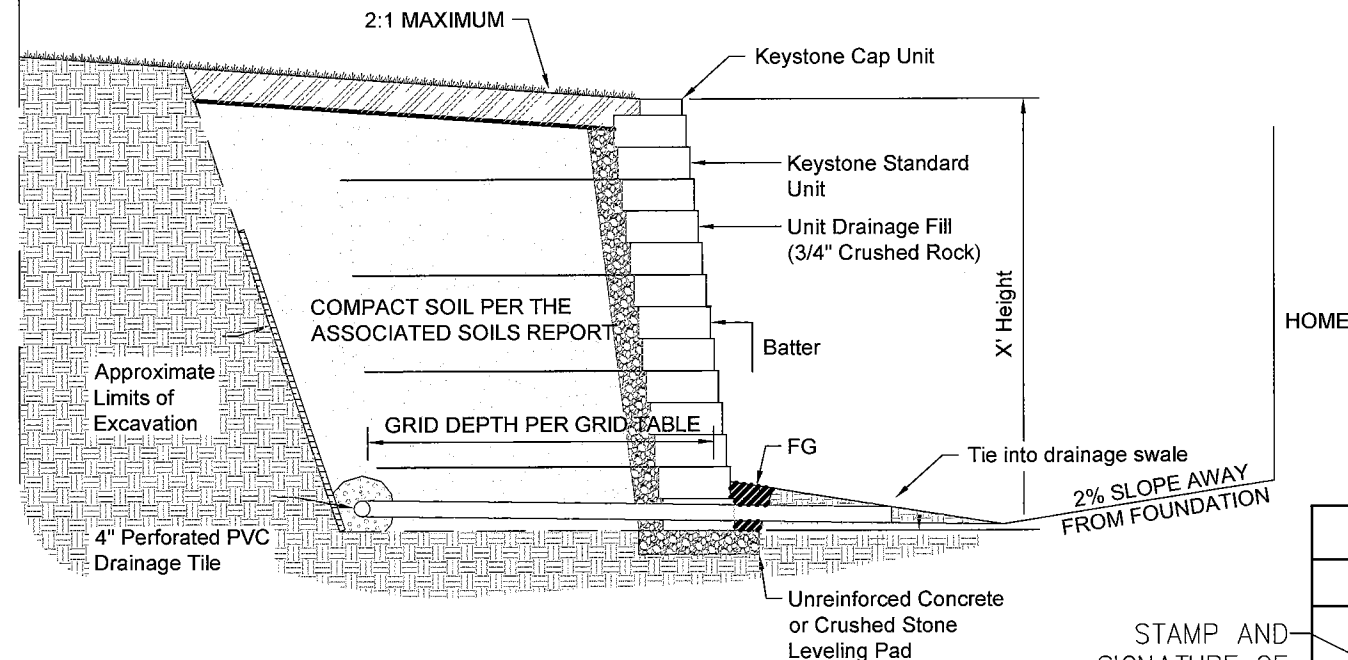
CUSTOM HOME SAMPLE RETAINING WALL PLAN



GRID TABLE

Wall Height	Grid Length (Ft)
2-3'	NONE
3-5'	X'
5-7'	X'


REFER TO THE CUSTOM HOME GRADING PLAN REQUIREMENTS DOCUMENT FOR A LIST OF REQUIRED ITEMS TO INCLUDE WITH YOUR FIRST PLAN CHECK SUBMITTAL. THIS CAN BE FOUND WITHIN THE COMMUNITY DEVELOPMENT SECTION OF THE CITY OF FOLSOM WEBSITE LOCATED AT [HTTP://WWW.FOLSOM.CA.US/DEPTS/COMMUNITY_DEVELOPMENT/ENGINEERING/](http://www.folsom.ca.us/depts/community_development/engineering/)



***SECTION A - RETAINING WALL**

* CROSS SECTIONS SHALL BE REFERENCED TO THE SITE PLAN AND/OR GRADING PLAN ACCURATELY AND APPROPRIATELY.

STAMP AND SIGNATURE OF RETAINING WALL DESIGN ENGINEER



PROJECT NAME
PROJECT ADDRESS

DATE

PREPARED BY:

SHEET

OF
#